

heroine

WRITTEN & PERFORMED BY MARY JANE WELLS
DIRECTED BY SUSAN WORSFOLD
BASED ON A TRUE STORY



Technical Specifications

heroine is based on the true story of a lesbian soldier in the US army: an outsider who wouldn't quit.

She loved its challenges; thrived and excelled within that rigorous world. At the time she enlisted, before 'Don't Ask, Don't Tell' was repealed, she was the only woman in her entire company and went on to lead a squad into combat. A survivor of military sexual trauma, she served on the battlefield alongside her assailant.

heroine is an incredible human story about one soldier's experiences, and what healing and forgiveness really mean.

Written & Performed by:	Mary Jane Wells
Directed by:	Susan Worsfold
Lighting Design:	George Tarbuck
Sound Design:	Matt Padden
 Producer:	 Sarah Gray +44 7947259868 sgproducer@outlook.com
 Production Manager:	 John Wilkie +44 7549926301 john_wilkie@mac.com

Previous Performances:

31 March - 1 April 2017 -	Edinburgh Festival Theatre Studio (Rehearsed Reading)
2 - 27 August 2018 -	World Premiere - Edinburgh Festival Fringe 2018 Assembly, Rainy Hall.

Future Performances:

29 Jan 2020 -	Perth Theatre, Scotland
30 Jan - 01 Feb 2020 -	Traverse Theatre, Edinburgh
12 Feb - 14 Feb 2020 -	Kennedy Centre, Washington, USA

Staging & Set

heroine requires a stage footprint that has the following requirements:

Minimum

Width: 6m (20')

Depth: 5m (16')

Ideal

Width: 8m (26')

Depth: 6m (20')

Height to grid: 5m (16')

Auditorium/Stage Layout: Front On or Thrust.

Wing Space: Approximately 1m (3') x 1m (3').

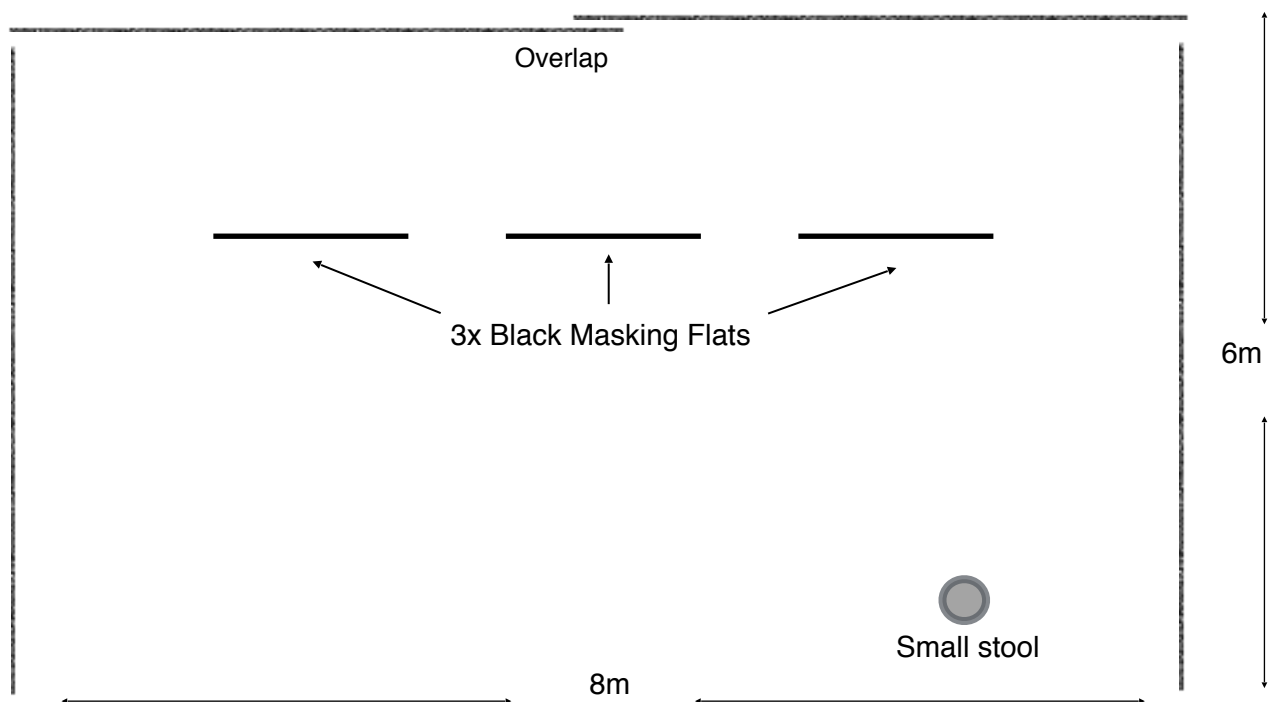
Crossover: 1m (3')

A .dwg is available by emailing john_wilkie@mac.com

Masking

heroine requires a black box arrangement consisting of the following:

Soft black serge (or similar) drapes at 5m (16') height or greater. An USC split in the masking to allow an entrance and exit.



Floor

Black vinyl "dance" floor - 8m (26') x 6m (20') - stretched, even and over-taped.

Set

3x (2m x 5m) Black Masking Flats

These should be supplied by the venue and a minimum of 3m high. The venue should also supply 2x stage Weights for each and 3x stage braces.

Set Furniture

1x small stool (toured)

Sound

Exact loudspeaker configuration is dependent on seating format. The show opened to 160-capacity single rake studio seating; the details below are based on this arrangement and audience number. If the seating arrangement and audience size are notably different from this then discussion must be had with the Sound Designer and Production Manager over any necessary changes.

All equipment substitutions must be agreed in advance with the Sound Designer.

The heroine company will supply:

- 1 x MacBook Pro with QLab v4 software and Dante Virtual Soundcard audio driver.
- 1 x USB MIDI interface.

The venue/promoter will supply:

Operating Position

- A sound operating position located within the saleable area of seating. The position must be open to the auditorium and not enclosed by walls or windows. The position must be large enough to accommodate the mixing desk, laptop, a 19inch equipment rack and the operator. A position at the rear of stalls is acceptable.

Mains Supply

- A clean, earthed, 230V, 16A (or local equivalent) single phase mains power supply at the operating position, free of any dimmers or refrigeration equipment and ideally dedicated solely to sound equipment.

Wireless Microphones

- A high quality wireless lavalier microphone system eg Shure UR1M / UR4D+ with DPA4060 lavalier mic and appropriate microdot adapter. The mic capsule will require dressing and colouring for concealment. The wireless system must operate free of any interference by any other wireless microphone usage within the control of the venue. The promoter is responsible for any radio mic licensing costs.

Mixing Desk

- A high quality digital mixing desk which supports Dante digital audio, with minimum 16 channels. Preferred types Yamaha QL1, Behringer X-32 with X-DANTE card, Yamaha LS9-16/32 with MY16-AUD card etc. Additional show programming may be required depending on desk type available. The desk must support LCR stereo panning and remote MIDI recall of scenes.
- If a Dante-supporting desk is not available then this must be communicated to the Sound Designer and Production Manager.

Loudspeakers

Please see **Speaker Plan** below.

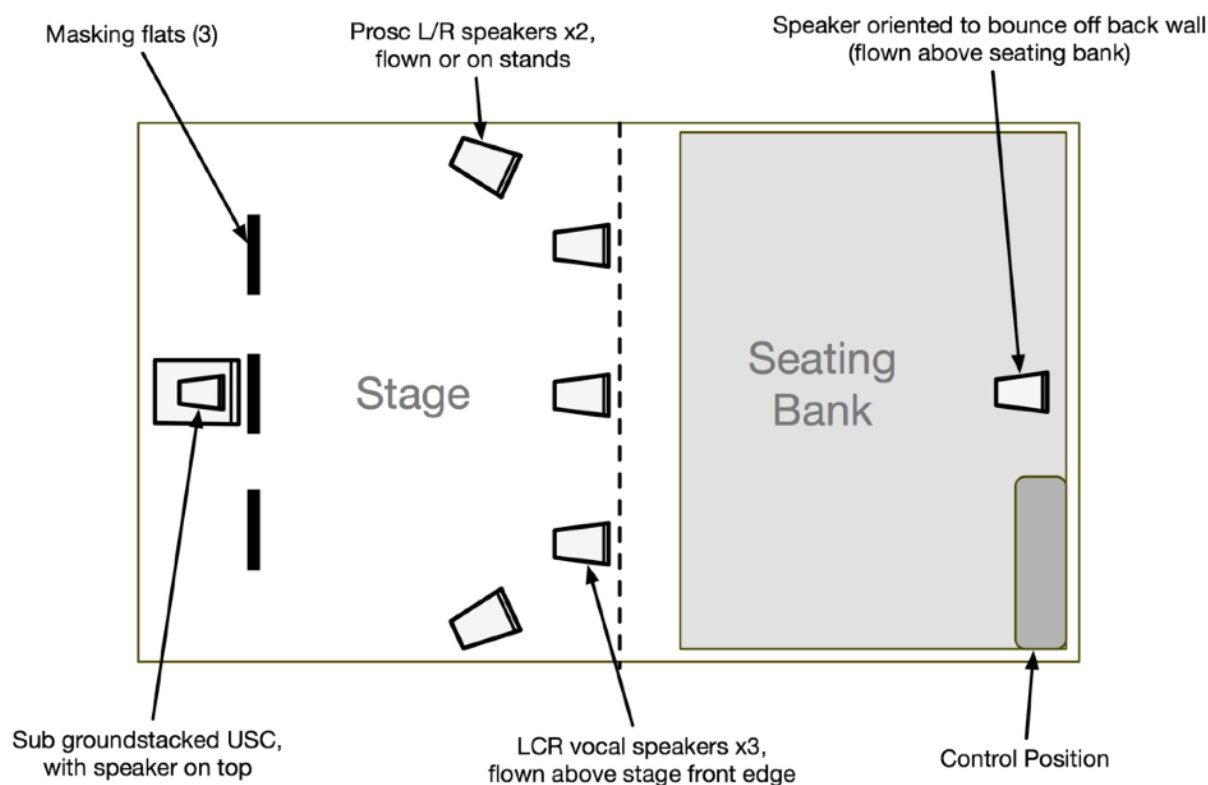
- Subs: two (2) high quality single-18inch subs or a single twin-18-inch sub positioned directly US of the centre set flat. Preferred types d&b QSUB, Meyer 600HP preferred with appropriate amplification.
- US: a high quality loudspeaker positioned atop the subs directly US of the centre set flat. Preferred types d&b Y7P, Q7, E12, Meyer UPJ-1P or similar with appropriate amplification.
- DS/Prosc: two (2) high quality loudspeakers positioned at head height either side of stage at mid-downstage position. Preferred types d&b Y7P, Q7, E12, Meyer UPJ-1P or similar with 2ch of appropriate amplification.
- Vox L, C, R: three (3) high quality loudspeakers flown DS along the stage front edge. Preferred types EM Acoustics EMS-81, d&b E12, Meyer UPJ-1P or similar with flying frames and safety bonds, and with 3ch of appropriate amplification.
- Rear: a high quality loudspeaker flown over the rear of the audience area, oriented so as to fire at the back wall. Preferred types d&b E8 or E12, EM Acoustics EMS-81, Meyer UPJ-1P or similar with flying frame and safety bond, and with 1ch of appropriate amplification.

Tie-lines

- Minimum 8 sends and 8 returns between operating position, stage and amplifiers.

Cabling

A comprehensive supply of high quality signal, loudspeaker and computer cabling as required.



PRS

Lighting

Show file was created on an ETC Ion. A compatible (ETC) lighting desk will be required.
Please find the lighting plan below.

Lighting Fixtures (or suitable alternatives)

Martin Aura XB (or equivalent LED Wash moving fixture)

4

Clay Paky Alpha Beam 700 HP

Incidental/Curtain Music - Heard by Theatre audience but not performed by or intended to be audible to characters					
Title	Times Played (each Performance)	Duration (Total)	Composers (Surname First)	Publisher	Arranger
Cut	2	5m 0s	NOSDAM Odd	Anticon	
20th	1	1m 0s	NOSDAM Odd	Anticon	
Light Through The Veins	1	9m 0s	HOPKINS Jon	Just Music*	
	*Under exclusive licence to Domino Recording Co Ltd				
Interpolated Music - Music not specially written for the production but performed by or intended to be audible to character(s) in the production					
Title	Times Played (each Perf.)	Duration (Total)	Composers (Surname First)	Publisher	How Used
Light Through The Veins	1	0m 10s	HOPKINS Jon	Just Music* ¹	Playback; Heard by Cast
One More Time	1	1m 0s	PUNK Daft	Daft Life* ²	Playback; Danced to by Cast
Wall of Death	2	0m 10s	THOMPSON Richard & Linda	Rykodisc	Playback; Heard by Cast
	¹ Under exclusive licence to Domino Recording Co Ltd ² Under exclusive licence to Parlophone Records Ltd				

E (or equivalent LED Profile moving fixture)

1 Selecon Pacific 12° - 28° 600w/

900w (or equivalent Profile fixture)

12

Fresnels (2 with floor stands)

8

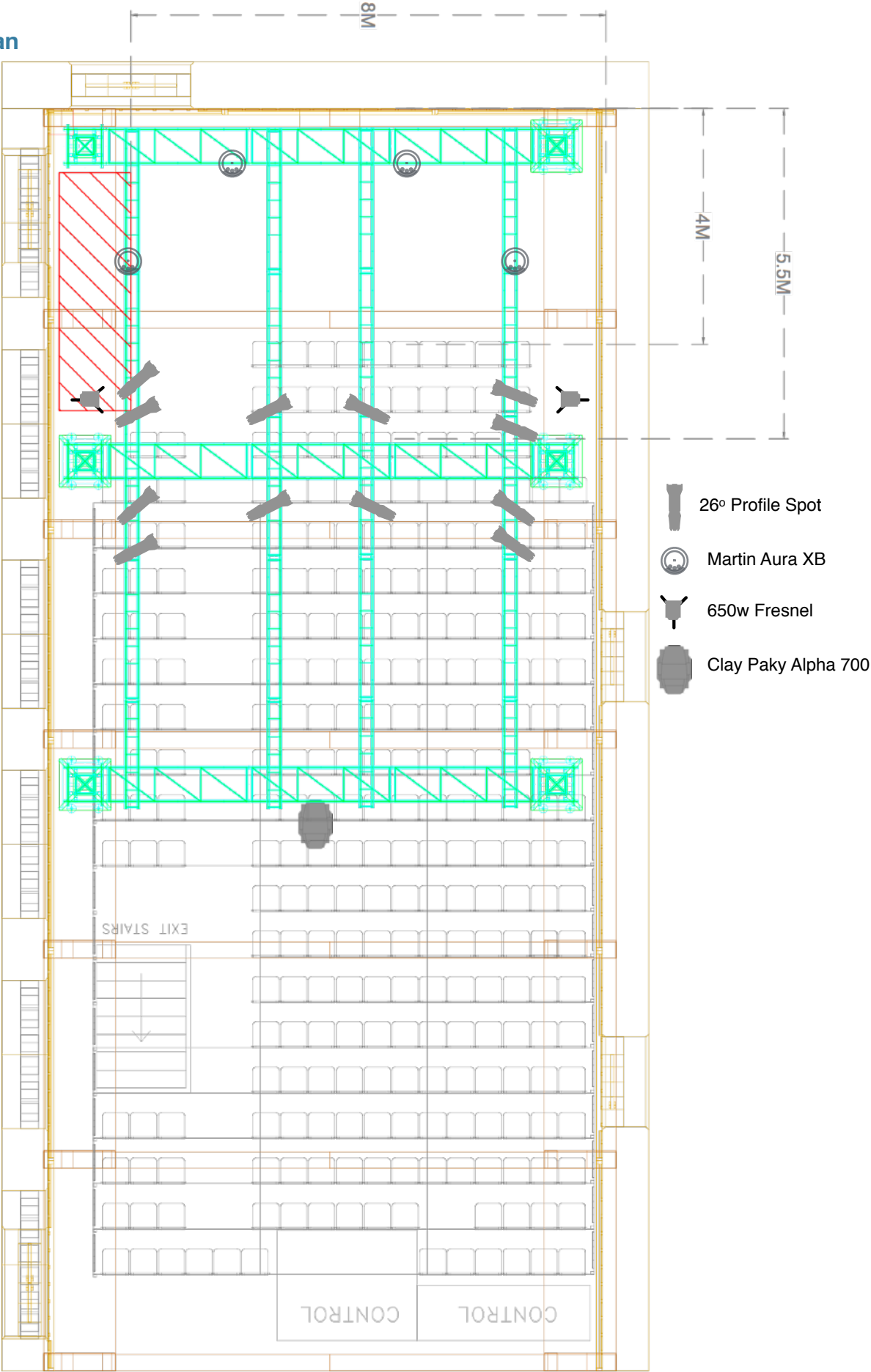
Colour

We tour our own colour.

Dimmers/Channels

The lighting design requires a minimum of **20** channels.

Lighting Plan



International Freight

All props and costume are carried in a hold all/suitcase.

Touring Staff

heroine tours with one Production Manager, who operates Lighting, & Sound from a single control position (either in the wings or preferably from out front - this position is venue specific) and to be decided once venue plans have been submitted.

Production Manager - John Wilkie john_wilkie@mac.com +447549926301

Extra Venue Crew

The production requires 2 additional crew for fit up and strike, to be provided by the venue. These should be Sound and Lighting Specialists.

It is im

09:00	10:00	Get In & Fit Up Set/LX Rig
10:00	11:00	LX Rig
11:00	12:00	LX Rig/Focus
12:00	13:00	LX Focus
13:00	14:00	Lunch
14:00	15:00	LX Focus
15:00	16:00	Sound Set Up/LX Plot
16:00	17:00	Onstage Rehearsal
17:00	17:30	Onstage Rehearsal/Set Up
17:30	18:30	Dinner
18:30	19:00	Set Up & Checks
19:00	19:30	Half Hour Call
19:30	20:30	Performance

important that the black box (including dance floor) be set up and ready for the fit up session. If possible a lighting pre-rig, should be negotiated in advance and implemented if possible.

Schedule

A schedule will be sent out prior to arrival at the venue and in good time. The times listed below are an estimate only and assume that a pre-rig isn't possible:

Dressing Rooms

Only 1 Dressing Room is required for 1 female performer.

Laundry

Laundry facilities should include:

Washing Machine

Dryer, Iron & Ironing Board.

Health & Safety

It is expected that emergency procedures be relayed to the company when they arrive by a member of the venue management team.

First Aid

The company tours a limited First Aid Kit, though the venue should provide ice packs and basic first aid supplies. Drinking water should be available as close to the stage as possible to reduce the risk of dehydration.

Refreshments

Tea, Water and Coffee should be provided by the Promotor/Venue for the company.

Translation

In countries where English is not the first language, then the Promoter will provide the services of a translator (preferably with some technical knowledge) for the duration of our stay (as per the schedule).

Risk Assessment

Detailed Risk Assessments are available on request - John Wilkie (john_wilkie@mac.com).

